

- [54] COMPUTER MONITOR AND STAND
- [75] Inventor: Hartmut Esslinger, Los Gatos, Calif.
- [73] Assignee: NeXT, Inc., Redwood City, Calif.
- [\*] Notice: The portion of the term of this patent subsequent to Dec. 4, 2004 has been disclaimed.
- [\*\*] Term: 14 Years
- [21] Appl. No.: 214,144
- [22] Filed: Jun. 30, 1988
- [52] U.S. Cl. .... D14/113
- [58] Field of Search ..... D14/100, 101, 102, 104, D14/105, 106, 107, 113, 114, 115, 126; D18/1, 7, 11, 12; 340/709, 706, 711, 712; 341/22, 23; 358/249, 254; 364/706-710; 248/917-924, 178, 183

D. 290,706	7/1987	Peart et al. ....	D14/114
D. 294,944	3/1988	Chu .....	D14/113
4,640,485	2/1987	Day et al. ....	248/183 X
4,691,886	9/1987	Wendling et al. ....	248/178 X

OTHER PUBLICATIONS

The Blue Book, 1985, p. 84, Televideo Terminal. Information Week-Jan. 14, 1985, p. 71-Ericsson Monitor.  
 Sony Corporation of America-Sony Trinitron Color Television, 1988.  
 Frogdesign Hartmut Esslinger, Inc., Frogart, 1988.

Primary Examiner—Wallace R. Burke  
 Assistant Examiner—Freda S. Nunn  
 Attorney, Agent, or Firm—Robert R. Jackson; Laurence S. Rogers; Doreen F. Shulman

CLAIM

[57] The ornamental design for a computer monitor and stand, as shown and described.

References Cited

- [56] U.S. PATENT DOCUMENTS
- D. 247,748 4/1978 Ebner et al. .... D14/113
- D. 273,191 3/1984 Oyama et al. .... D14/113
- D. 277,673 2/1985 Dresselhaus et al. .... D14/106
- D. 284,008 5/1986 Esslinger et al. .... D14/113
- D. 285,687 9/1986 Manock et al. .... D14/106
- D. 285,688 9/1986 Manock et al. .... D14/106
- D. 289,651 5/1987 Nuttall et al. .... D14/106 X
- D. 289,873 5/1987 Gemmell et al. .... D14/113
- D. 290,008 5/1987 Mowrer ..... D14/101 X

DESCRIPTION

FIG. 1 is a top, left, front perspective view of a computer monitor and stand showing my new design; FIG. 2 is a front elevational view thereof; FIG. 3 is a right side elevational view thereof, the left side being a mirror image; FIG. 4 is a top plan view thereof; FIG. 5 is a rear elevational view thereof; and FIG. 6 is a bottom plan view thereof.




FIG. 1




FIG. 2

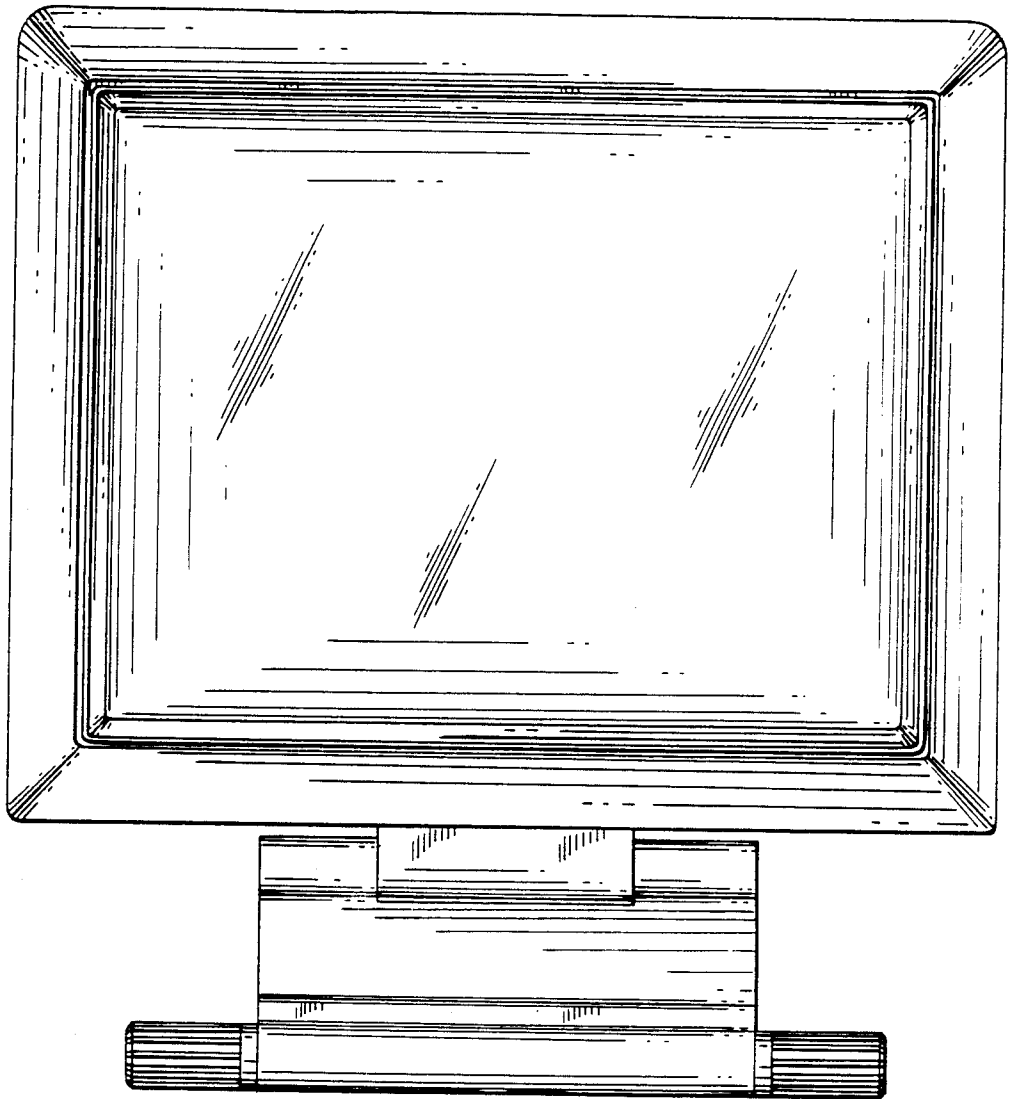


FIG. 3

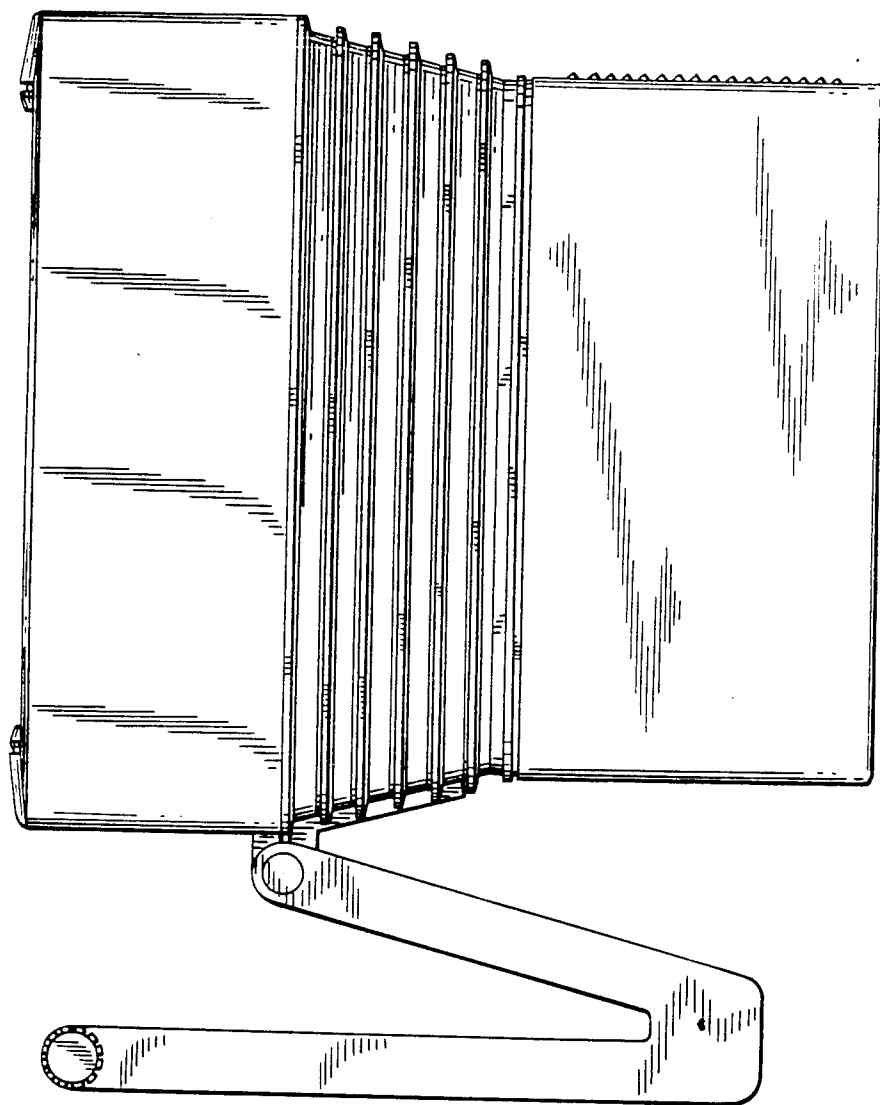


FIG. 4




FIG. 5

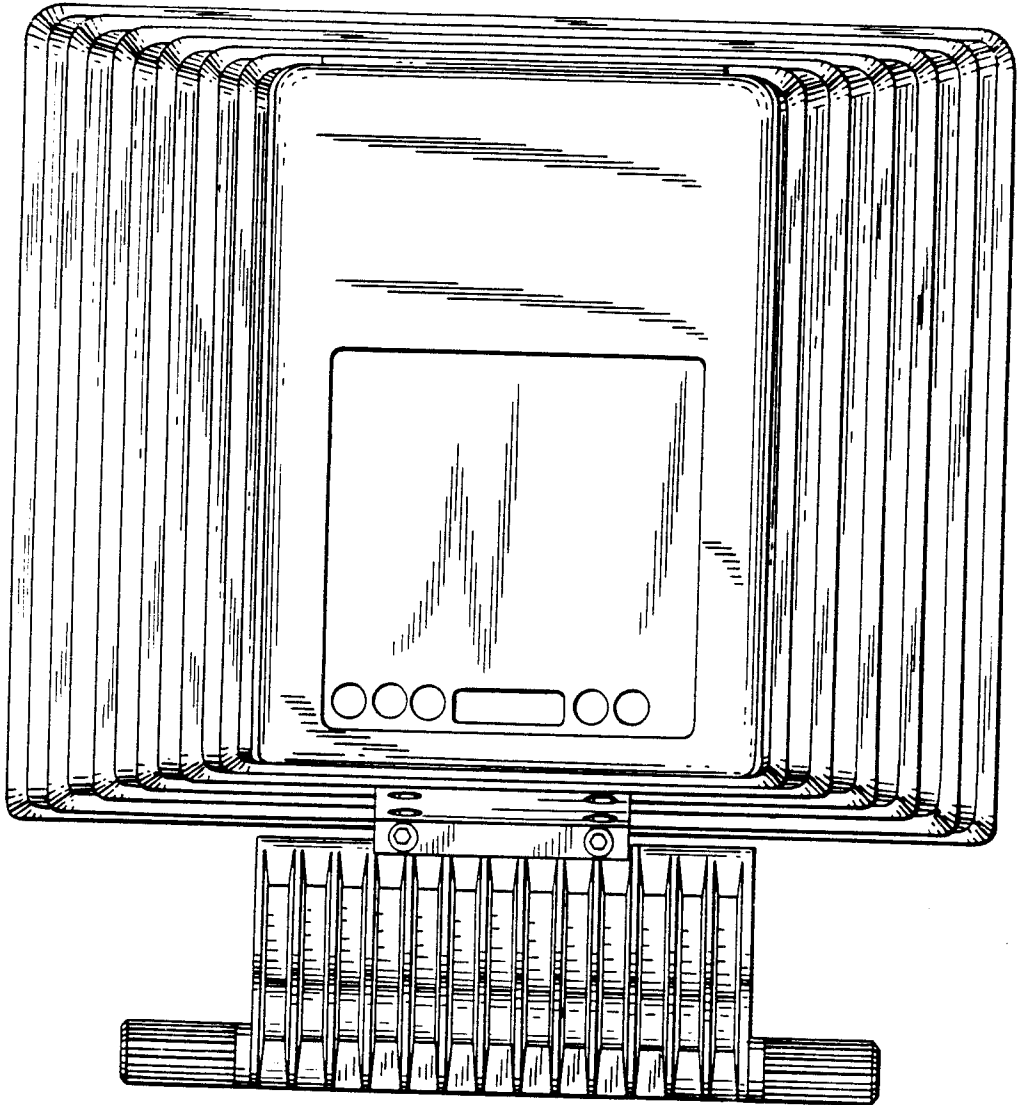


FIG. 6

