

[54] **KEYBOARD FOR A COMPUTER**

[75] **Inventor: Hartmut Esslinger, Los Gatos, Calif.**

[73] **Assignee: NeXT, Inc., Redwood City, Calif.**

[**] **Term: 14 Years**

[21] **Appl. No.: 214,112**

[22] **Filed: Jun. 30, 1988**

[52] **U.S. Cl. D14/100**

[58] **Field of Search D14/100, 101, 106, 113,
D14/115; D18/1, 7, 11, 12; 235/145 A, 145 R;
340/700, 706, 711, 712; 341/22, 23;
364/706-710; 400/489, 492; 312/7.2, 208**

[56] **References Cited**

U.S. PATENT DOCUMENTS

D. 249,513	9/1978	Zierhut	D14/100
D. 268,584	4/1983	Jobs et al.	D14/106
D. 270,729	9/1983	Lahey et al.	D14/100
D. 278,709	5/1985	Xanthopoulos	D14/100
D. 285,793	9/1986	Moggridge	D14/100
D. 286,047	10/1986	Roots et al.	D14/100
D. 287,967	1/1987	Gemmell et al.	D14/100
D. 296,553	7/1988	Takahashi	D14/100

OTHER PUBLICATIONS

Frogdesign Harmut Esslinger, Inc., *Frogart*, 1988.

Primary Examiner—Susan J. Lucas

Assistant Examiner—Freda S. Nunn

Attorney, Agent, or Firm—Robert R. Jackson; Laurence S. Rogers; Doreen F. Shulman

[57] **CLAIM**

The ornamental design for a keyboard for a computer, as shown and described.

DESCRIPTION

FIG. 1 is a top, right, front perspective view of a keyboard for a computer showing my new design; FIG. 2 is a top, plan view thereof on an enlarged scale; FIG. 3 is a right side elevational view thereof; FIG. 4 is a front elevational view thereof on an enlarged scale; FIG. 5 is a rear elevational view thereof on an enlarged scale; FIG. 6 is a left side elevational view thereof; and FIG. 7 is a bottom plan view thereof on an enlarged scale. The cable is shown in broken lines in FIG. 1-3 and 5-7 and the connector is shown in broken lines in FIG. 5 for illustrative purposes only and form no part of the claimed design.

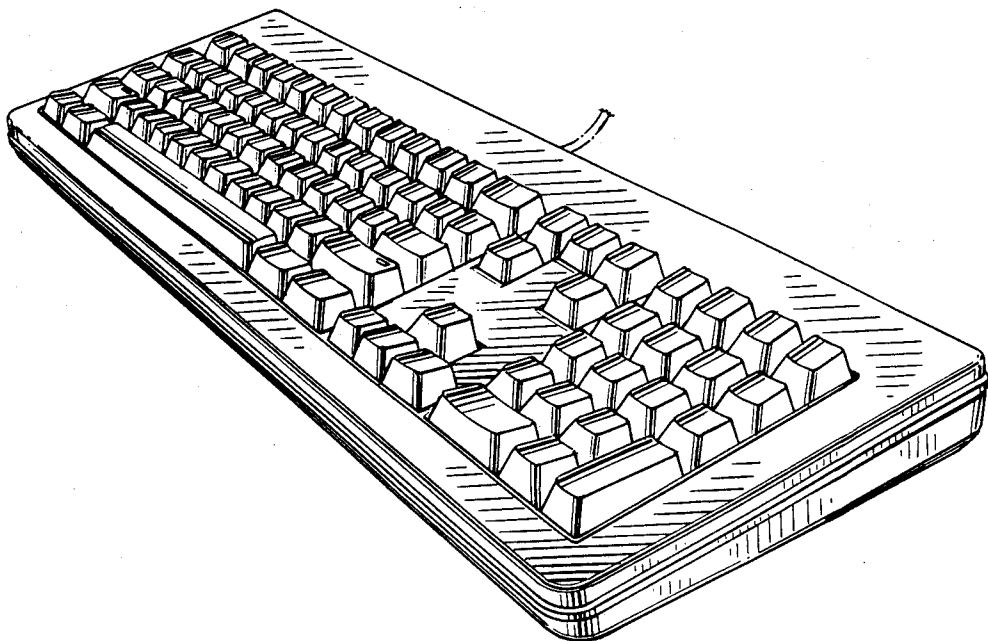
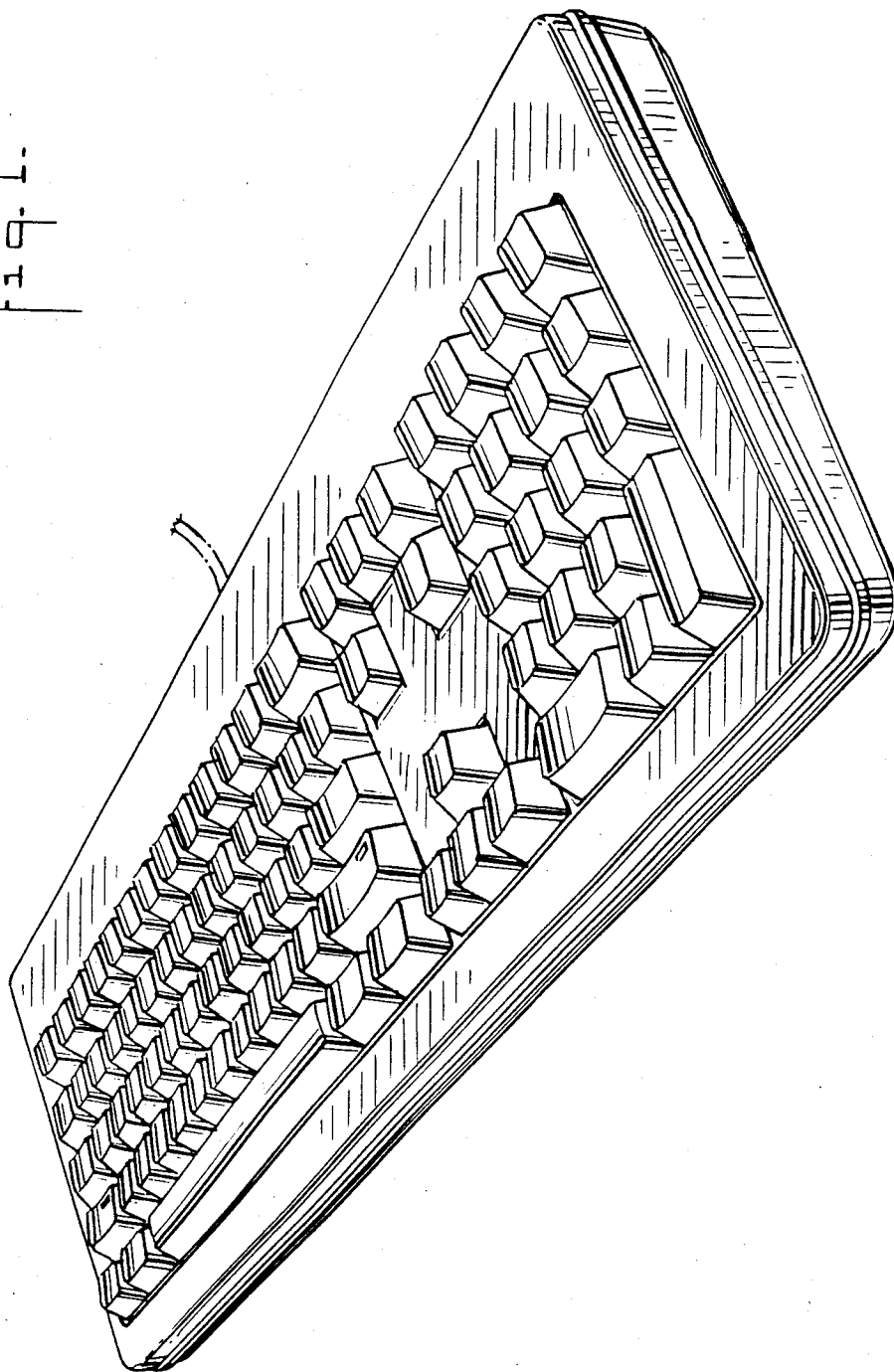


Fig. 1.



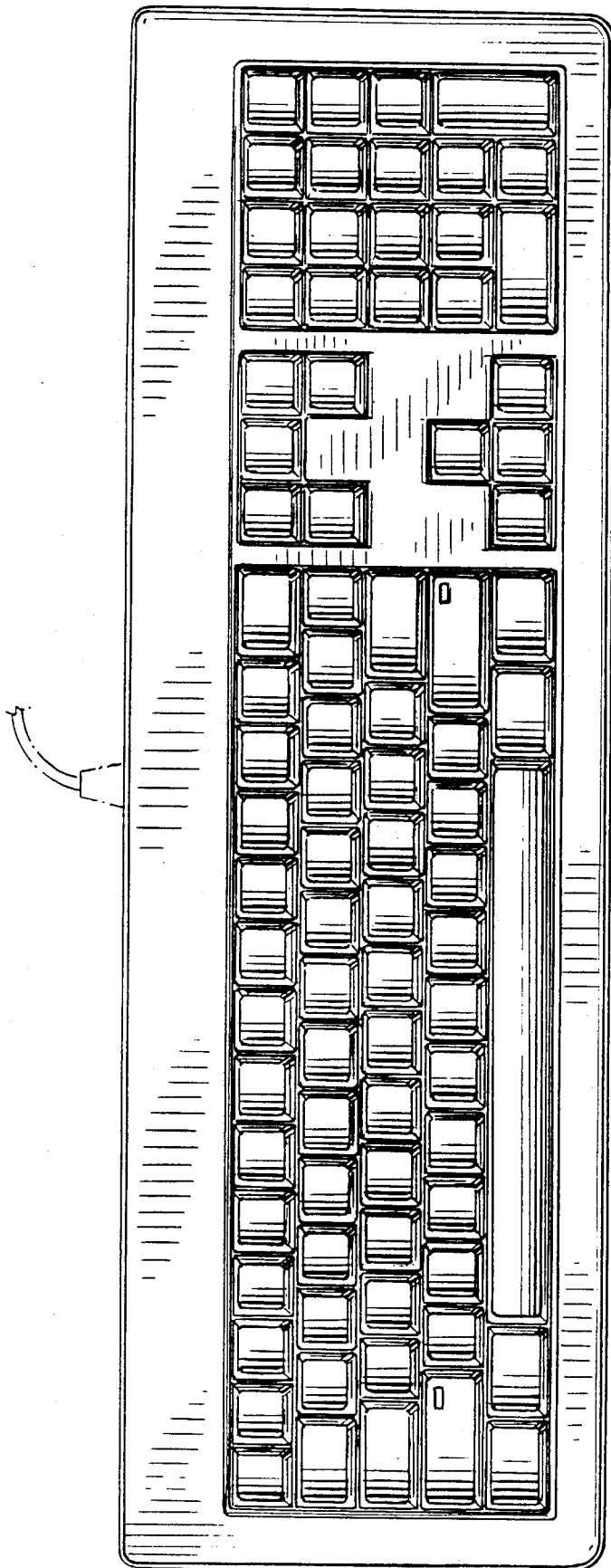


Fig. 2.

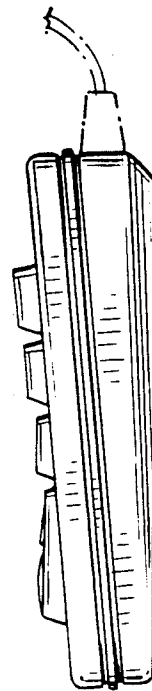


Fig. 3.

Fig. 4.

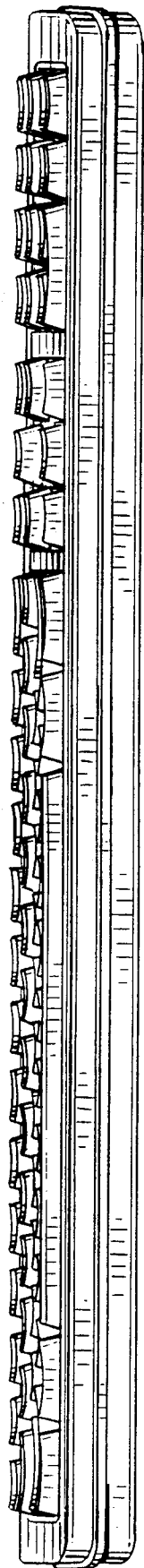
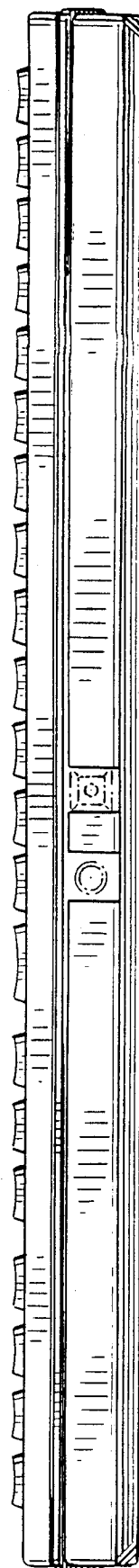


Fig. 5.



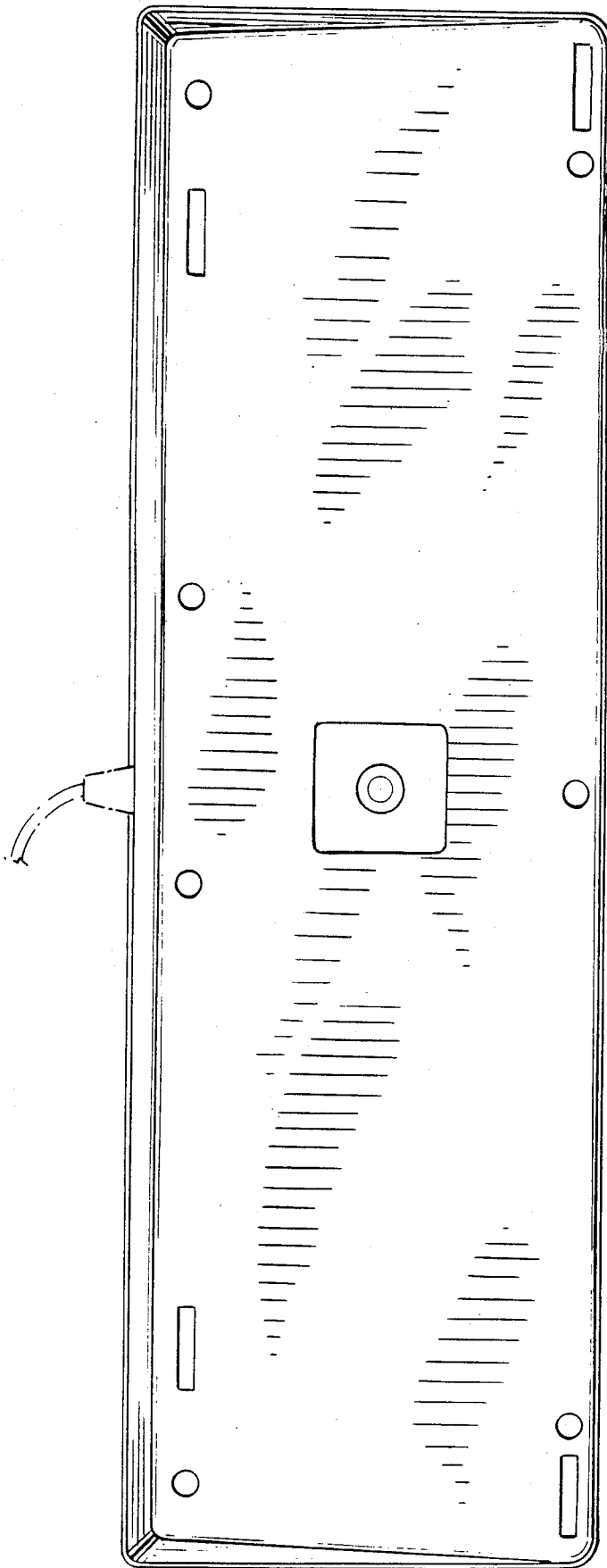


Fig. 7.

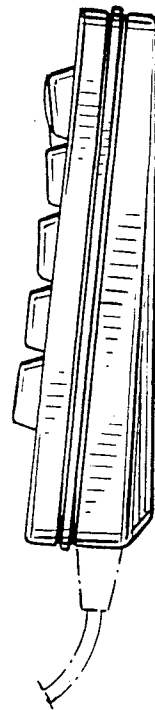


Fig. 8.

