

[54] COMPUTER MONITOR STAND

[75] Inventor: Hartmut Esslinger, Los Gatos, Calif.

[73] Assignee: NeXT Computer, Inc., Redwood City, Calif.

[**] Term: 14 Years

[21] Appl. No.: 214,143

[22] Filed: Jun. 30, 1988

[52] U.S. CL. D14/114; D18/23

[58] Field of Search D14/103, 114; D18/23; D6/429-431, 420, 474, 484; 248/174, 176, 676

[56] References Cited

U.S. PATENT DOCUMENTS

- D. 277,673 2/1985 Dresselhaus et al. D14/106
- D. 285,687 9/1986 Manock et al. D14/106
- D. 285,688 9/1986 Manock et al. D14/106
- D. 290,706 7/1987 Peart et al. D14/114

- D. 292,416 10/1987 Clark D18/23
- D. 300,147 3/1989 Meyer et al. D18/23
- 4,722,506 2/1988 Chang 248/676

Primary Examiner—Carmen H. Vales-Lado
Attorney, Agent, or Firm—Robert R. Jackson; Laurence S. Rogers; Doreen F. Shulman

[57] CLAIM

The ornamental design for a computer monitor stand, as shown and described.

DESCRIPTION

FIG. 1 is a top, left, front perspective view of a computer monitor stand showing my new design; FIG. 2 is a right side elevational view thereof, the left side being a mirror image; FIG. 3 is a top plan view thereof; FIG. 4 is a front elevational view thereof; FIG. 5 is a rear elevational view thereof; and FIG. 6 is a bottom plan view thereof.

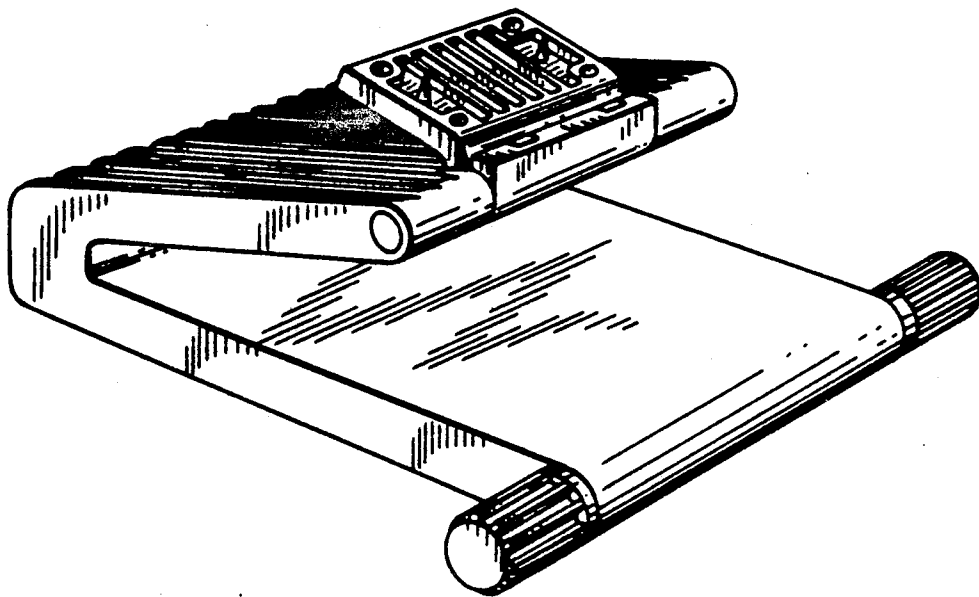


FIG. 1

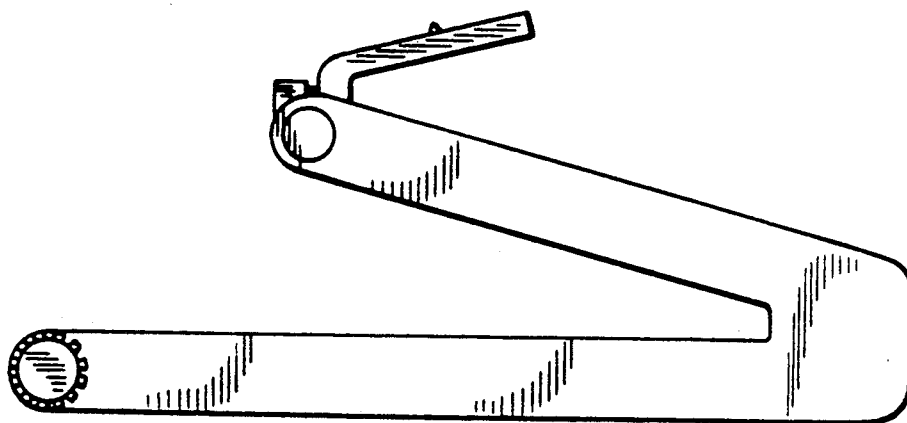



FIG. 2

FIG. 3

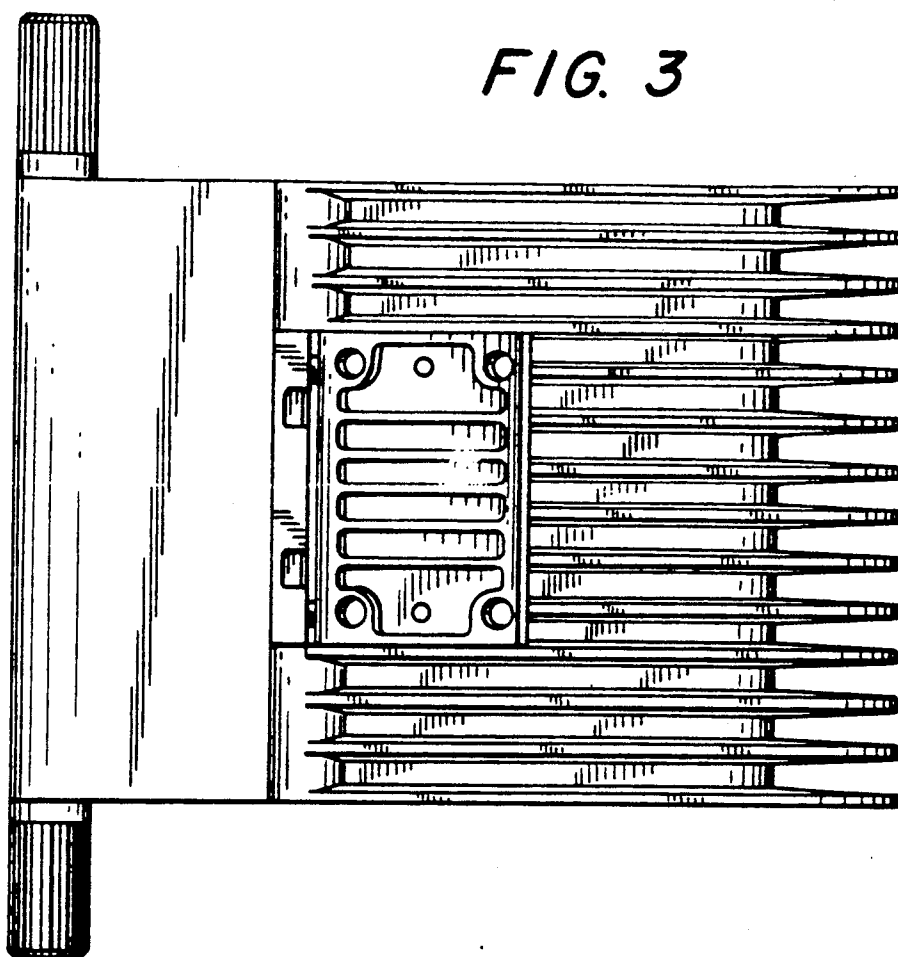


FIG. 4




FIG. 5

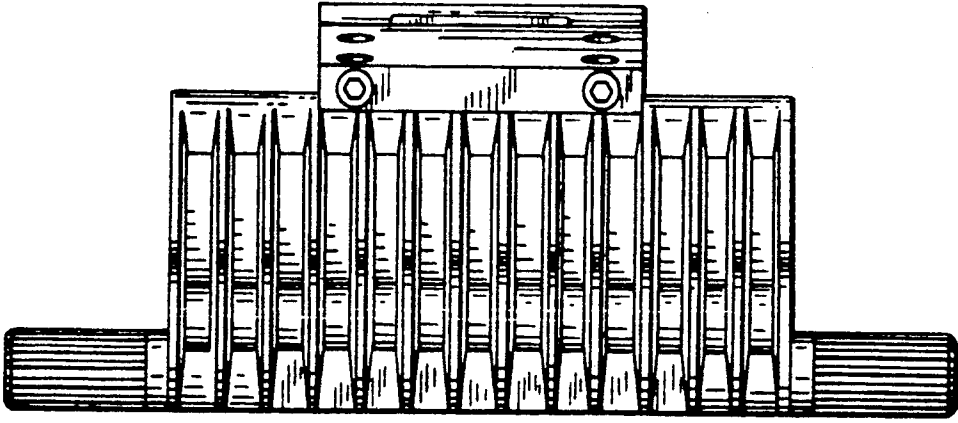


FIG. 6

