



US00D331227S

United States Patent [19]
Esslinger

[11] **Patent Number: Des. 331,227**
[45] **Date of Patent: ** Nov. 24, 1992**

- [54] **COMPUTER HOUSING**
- [75] **Inventor: Hartmut Esslinger, Los Gatos, Calif.**
- [73] **Assignee: NeXT Computer, Inc., Redwood City, Calif.**
- [**] **Term: 14 Years**
- [21] **Appl. No.: 582,598**
- [22] **Filed: Sep. 14, 1990**
- [52] **U.S. Cl. D14/100; D14/109**
- [58] **Field of Search D14/100, 102, 107, 109; D13/162, 163, 184, 199; 360/97.01-99.12; 361/390-395**

- D. 310,825 9/1990 Crease et al. D14/100
- D. 312,620 12/1990 Koepke et al. D14/100
- D. 314,947 2/1991 Imamura D14/100

Primary Examiner—Wallace R. Burke
Assistant Examiner—Freda S. Nunn
Attorney, Agent, or Firm—Hecker & Harriman

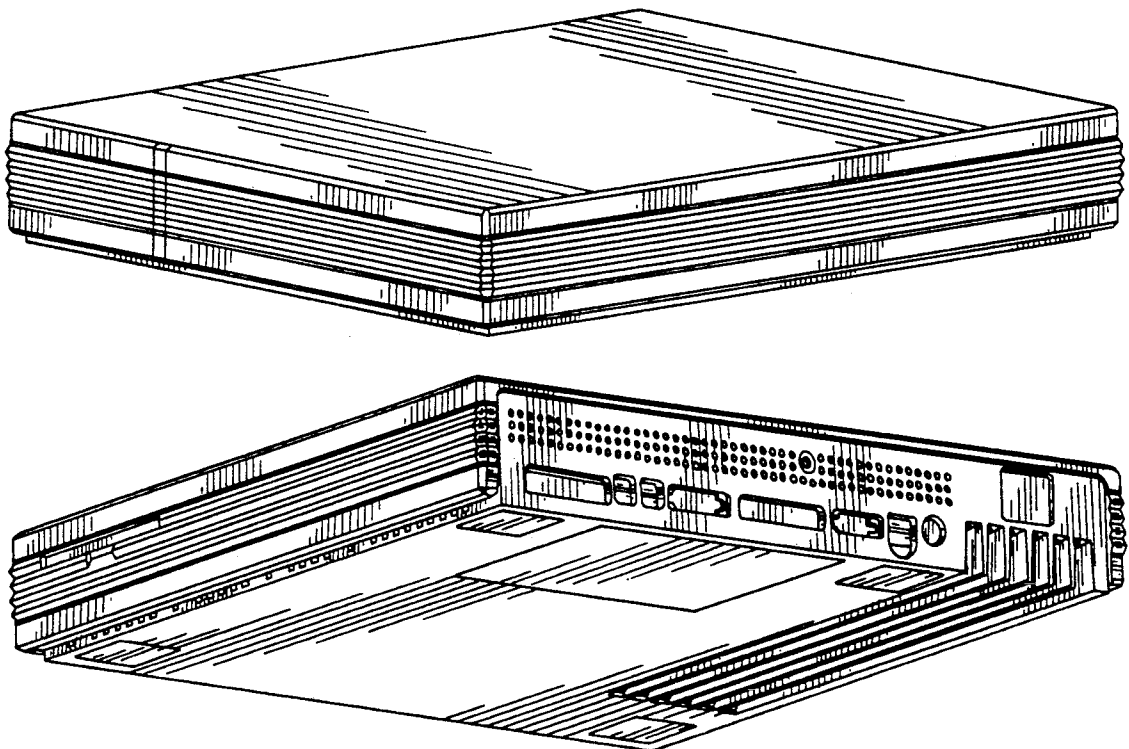
[57] **CLAIM**

The ornamental design for a computer housing, as shown and described.

DESCRIPTION

FIG. 1 is a top front and left side perspective view of a computer housing showing my new design;
 FIG. 2 is a bottom rear and right side perspective view thereof;
 FIG. 3 is a rear elevational view thereof;
 FIG. 4 is a bottom plan view thereof;
 FIG. 5 is a left side elevational view thereof;
 FIG. 6 is a right side elevational view thereof;
 FIG. 7 is a top plan view thereof;
 FIG. 8 is a front elevational view thereof.

- [56] **References Cited**
U.S. PATENT DOCUMENTS
- D. 289,648 5/1987 Felix et al. D14/100
- D. 296,899 7/1988 Chu et al. D14/107 X
- D. 301,140 5/1989 Satherley D14/100
- D. 304,823 11/1989 Pfeifer et al. D14/100



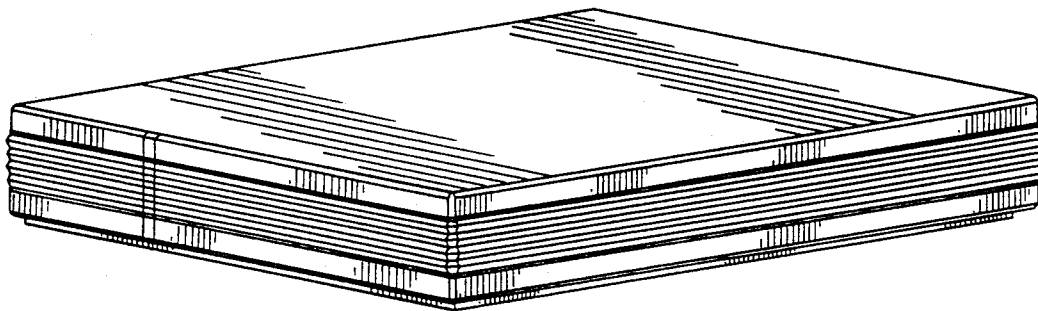


FIG. 1

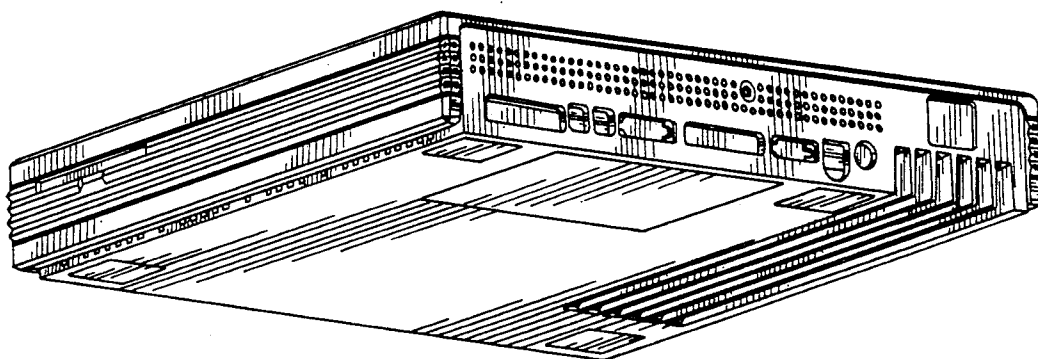


FIG. 2

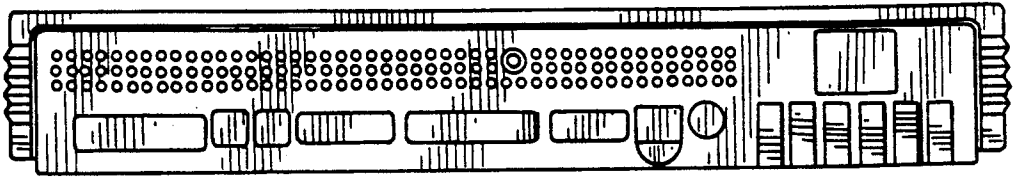


FIG. 3

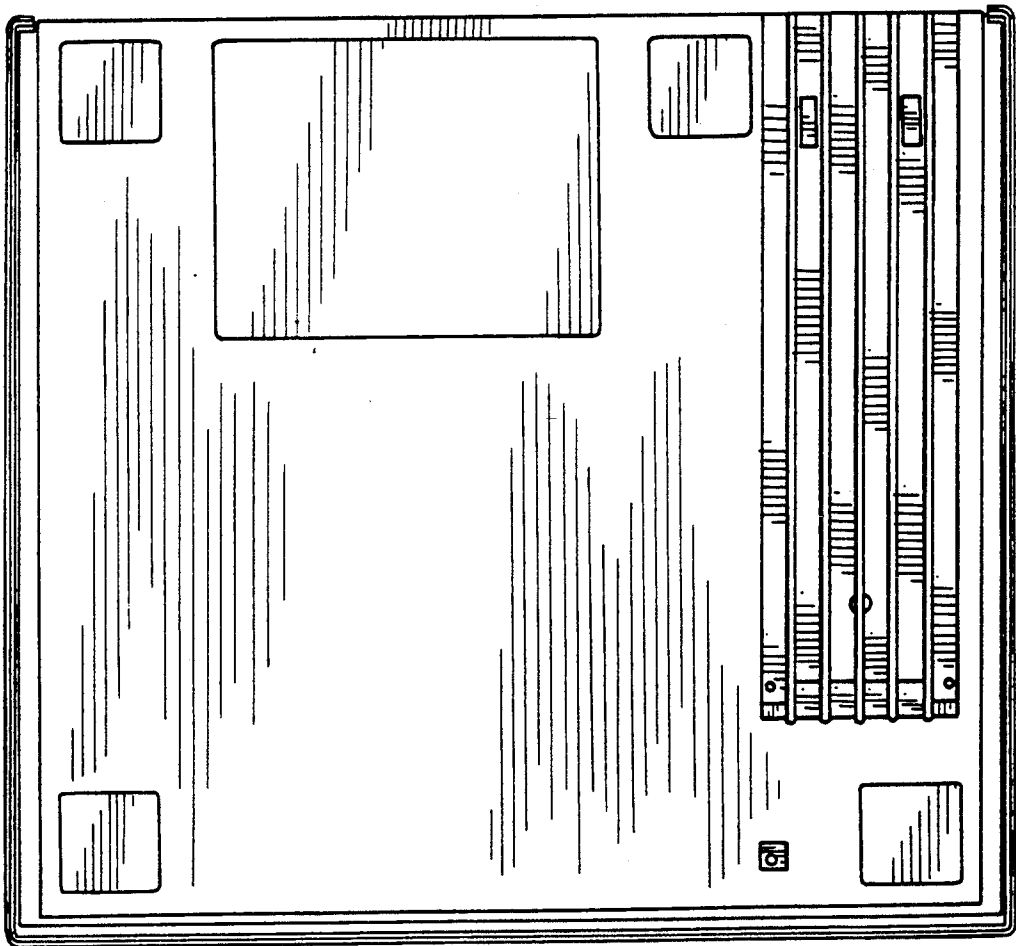


FIG. 4




FIG. 5




FIG. 6




FIG. 7




FIG. 8

